

One of the most effective methods to identify individual orders on single or multiple cartons during the picking and fulfillment process is the application of a License Plate Number (LPN) barcode. The LPN designates the pallet or carton with a unique code to assist tracking and traceability within the warehouse and supply chain to help companies save costs from misdirected or inaccurately packed cartons.




With a Panther Industries LPN system, **no additional computer or host is required for incrementing LPN production**. Panther Industries provides self-contained, print-on-demand LPN solutions with our Predator, Phantom, and P5c labeling automation systems – all designed to increase throughput, reduce expenses, and decrease waste or loss due to human error.

The information below details the standard barcode options available within Panther Industries' incrementing LPN solution. The label options for your specific standard print-on-demand incrementing barcode solution should be determined by either the **number of digits** your barcode requires, or the **label size**, whichever you deem to be most critical.

## PANTHER INDUSTRIES – PRINT-ON-DEMAND INCREMENTING BARCODE STANDARDS

**Barcode Format** Code 128A  
**Supported Panther Products** Predator, Phantom, P5c  
**Printer Options** SATO, Zebra

### Label Options

Size	2x2"	3x3"	4x2" or 2x4"
			
<u>Max Unique Digits</u>	5 (e.g., 99999)	7 (e.g., 9999999)	9 (e.g., 999999999)
<u>Max Characters</u>	6 (1 character + max digits)	8 (1 character + max digits)	10 (1 character + max digits)
<u>Mil Spec</u>	15 mil	25 mil	25 mi
<b>Label Orientation Options</b>	Portrait, Landscape		
<b>Line Designator</b>	Yes (A-Z, 1-9) No		

If you require customization outside of the standards shown above, please click the button below (or visit: <http://bit.ly/panther-barcode>) to complete our online survey so that we can quote your solution accurately.

CUSTOM INCREMENTING BARCODE SURVEY